

GRADE 3

Each lesson plan is accompanied by
popular educational episodes found on:

KidDoodLeTV™



Language

Cool School Nikki's Science
and Wiki: The History of
April Fools and Pranks

Curriculum Connection:

Language Arts:

This lesson integrates language arts skills by engaging students in discussions, critical thinking activities, and creative writing tasks related to the history of April Fools' Day and pranks. Students will practice verbal communication, comprehension, and writing skills.

Social Studies:

The exploration of April Fools' Day connects with social studies curriculum goals by examining cultural traditions and celebrations. Students will learn about the origins of April Fools' Day and how it is celebrated in different countries, fostering an understanding of cultural diversity and traditions.



Learning Goals:

Language Arts:

Students will demonstrate comprehension of the history and significance of April Fools' Day through watching the Cool School Nikki's Science and Wiki episode.


Students will engage in critical thinking activities, analyzing potential April Fools' pranks and their ethical implications.

Students will practice creative writing skills by crafting short stories or descriptions of their own prank ideas.

Social Studies:

Students will explore cultural traditions and celebrations related to April Fools' Day, fostering an appreciation for cultural diversity and traditions.

Students will learn about the origins and historical context of April Fools' Day.



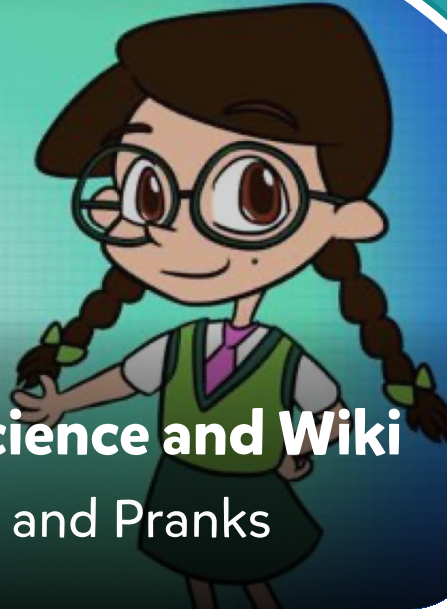
Materials:




S01 E14

**April
Fools
Day!**

Cool School Nikki's Science and Wiki
The History of April Fools and Pranks




KidoodleTV™



Lesson Supplies:

- ☒ **Kidoodle.TV Show: Cool School Nikki's Science and Wiki: The History of April Fools and Pranks S1E14**
- ☐ Writing materials such as pencils and paper
- ☐ Description of April's Fools Pranks (provided) for Critical Thinking Activity
- ☐ Creative Writing Rubric (provided)



Lesson:



Introduction:

Gather students and introduce the topic of April Fools' Day. Ask if anyone knows what April Fools' Day is and if they have any experiences with it. Explain that April Fools' Day is a day celebrated in many countries where people play pranks and tricks on each other. Introduce the Cool School Nikki's Science and Wiki episode titled "The History of April Fools and Pranks" on Kidoodle.TV, explaining that they will watch it to learn more about the history and origins of April Fools' Day.

Viewing of the Episode:

Play Kidoodle.TV's Cool School Nikki's Science and Wiki episode for the students. Encourage active engagement by asking questions during the video to check for understanding and promote critical thinking.

Discussion:

Lead a discussion based on the video, focusing on key concepts such as the origins of April Fools' Day, different types of pranks, and cultural variations of the holiday. Encourage students to share any experiences they have had with April Fools' Day and discuss their favorite pranks from the video.

Critical Thinking Activity:

Divide students into small groups and provide them with scenarios of potential April Fools' pranks (provided). Have each group discuss and analyze the scenarios, considering factors such as the potential consequences of the prank, its ethical implications, and whether it would be funny or hurtful. After discussion, have each group present their analysis to the class and facilitate a discussion on the different perspectives.

Creative Writing Task:

Ask students to imagine that they are planning an April Fools' Day prank. Encourage them to think creatively and come up with a prank idea. Have students write a short story or description of their prank idea, including details such as who the prank is aimed at, how it will be executed, and the reaction they expect. Allow students to share their prank ideas with the class.

Conclusion:


Summarize the key points discussed during the lesson, emphasizing the history and cultural significance of April Fools' Day. Remind students to approach April Fools' Day with humor and kindness, avoiding pranks that may cause harm or distress to others. Thank the students for their participation and engagement in the lesson.

Extension Activity:

Students can conduct interviews with family members or friends about their experiences with April Fools' Day. They can create interview questions, conduct the interviews, and then share their findings with the class through presentations or written reports.

Assessment:

Assessment for this lesson will include evaluating students' participation in discussions, critical thinking activities, and their written prank ideas using the provided writing rubric. During discussions, students will be assessed on their engagement, contributions, and critical thinking skills demonstrated. Additionally, their analysis of potential pranks during the critical thinking activity will be evaluated based on their ability to consider consequences, ethical implications, and humor. The writing rubric will assess their content, organization, language use, and mechanics in conveying prank ideas.



This lesson was
brought to you by:

KidoodleLe^{tv}™

Safe Streaming



Start watching for
free on [kidoodle.tv](https://www.kidoodle.tv)

Click to watch now