

# K

Each lesson plan is accompanied by  
popular educational episodes found on:

**KidDoodLeTV™**



French

**What's the Word?**  
**French: My Name is**  
**and I Love You!**




# Curriculum Connection:

## French Language:

This lesson will introduce and practice basic French expressions for introducing oneself and expressing affection. Students will participate in interactive exercises to enhance language skills.

This lesson will explore basic French vocabulary and cultural elements through language learning.

They will develop an appreciation for different languages and expressions used in various cultures.



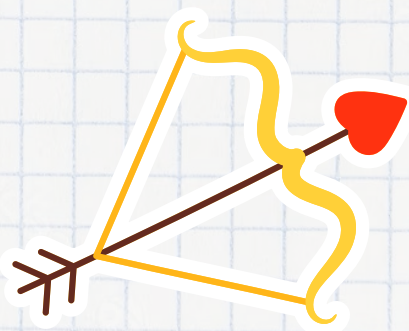


# Learning Goals:

## French Language:

Students will learn and practice saying "Je m'appelle" (My name is) and "Je t'aime" (I love you) with correct pronunciation.

Students will expand their French vocabulary by learning words for common animals such as "chien" (dog), "oiseau" (bird), and "chat" (cat).

Students will participate actively in the lesson through interactive pauses, responding to questions and practicing French expressions.



# Materials:



Access this episode free on:

**KidoodleTV™**



S01 E08

**My name is**




**What's the Word? French**

My name is and I Love You!

## Lesson Supplies:

- ☒ **Kidoodle.TV Show: What's the Word? French: What's the Word? My Name is and I Love You! S01E08**
- ☐ **"Je t'aime" template (provided)**
- ☐ **Markers, crayons, or colored pencils for coloring**
- ☐ **Classroom whiteboard or chart paper for interactive pauses and questions**



# Lesson:

## Introduction:

Begin by discussing the excitement of learning new words in different languages. Introduce the episode "What's the Word: My Name is and I Love You" from Kidoodle.TV, explaining that they will be learning French expressions related to introductions and expressing love.

## Viewing the Episode:

Start the episode and watch until 1:14, then pause for each student to practice saying "Je m'appelle" and adding their name. Continue watching until 1:48, pause, and give students an opportunity to answer how Doug the French cat would say, "My name is Doug" in French. Resume the episode until 2:50, pause, and ask students how they would say "I love you, Gertrude" in French. Continue watching until the Bonus Round at 3:23, where students will learn new French words for animals.

## Interactive Pauses and Questions:

**Pause at 4:00**, ask students if they remember what a dog's name is in French.

**Pause at 4:19**, ask students what Madame Gaby's favorite color is in French.

**Pause at 4:36**, ask students if the cat's pajamas were striped or polka-dot.

## Interactive Practice and Activities:

**Pause at 5:23**, and have students try saying "Je m'appelle" with their name.

Distribute "Je t'aime" templates (provided), where students will trace "Je t'aime" on the dotted lines and then color.

## Conclusion

Summarize the new French expressions learned and practice during the episode. Encourage students to share their experiences and what they enjoyed about learning French.

## Extension Activity:

Encourage students to create simple Valentine's Day cards using the French expressions they learned to share with family or friends.

## Assessment

Assessment during this lesson will be based on students' active participation in interactive pauses, their ability to mimic correct pronunciation, and their engagement in the hands-on "Je t'aime" activity, demonstrating their understanding of the learned phrases.





This lesson was  
brought to you by:

# KidoodleLe<sup>tv</sup>™

## Safe Streaming



Start watching for  
free on [\*\*kidoodle.tv\*\*](https://www.kidoodle.tv)

[Click to watch now](#)