

K

Each lesson plan is accompanied by
popular educational episodes found on:

KidoodleTV™



Language Arts (French) & Math

What's the word? Chicken & Cow!

Curriculum Connection:

Play episode 



Language Arts

Listening and Speaking:

The lesson focuses on developing listening skills by watching the episode and engaging in discussions. It also encourages students to practice speaking by repeating and pronouncing the French vocabulary words.

Vocabulary Development:

The lesson introduces new French vocabulary words related to animals, nature, and friendship, enhancing students' vocabulary development.

Mathematics:

Counting:

This lesson focuses on counting and recognizing numbers.

Number Recognition:

This lesson focuses on recognizing and identifying numbers using dice.



Scan to watch the episode:



Learning Goals:



Language Acquisition:

Students will **acquire and develop basic French vocabulary** related to animals (une grenouille, une poule, une vache), nature (la lune), and friendship (un ami). Students will practice listening skills by engaging with Kidoodle.TV's episode's "What's the Word? Chicken & Cow!" and actively participate in the discussion.

Counting:

Students will practice counting the number of spaces moved on the Snakes and Ladders game board.

Number Recognition:


Students will practice **recognizing and identifying numbers** on the Snakes and Ladders game board. Students will work on practicing number recognition as they roll the dice and move their game tokens.

Pronunciation and Oral Communication:


Students will practice **pronouncing French words accurately** by listening to the episode and repeating the vocabulary words with correct intonation.

Students will engage in speaking activities, such as greeting partners using the learned vocabulary words, to practice using the newly acquired French vocabulary in context.

Une vache



Une poule



Scan to watch the episode:



Materials:

S01 E01

What's the word?

Chicken and Cow!

Access this episode free on:

KidDoodLeTV™



Play episode



Lesson Supplies:

☒ **What's the word?**
S01 E01: Chicken and Cow!



☐ **Picture cards of the five new words**
(Une vache, une grenouille, une cochon, un ami, la lune)

☐ **Dice**



☐ **Snakes & Ladders Board**
(one for every pair)

☐ **Matching activity sheet** with pictures and corresponding words

☐ **Game tokens**



Lesson:



Display the picture cards of the five new French words on the board.

Discussion:

Ask students if they know what these words are in French.

Have students watch Kidoodle.TV's "What's the Word? Cow & Chicken" E01 S01. Encourage the students to pay attention to the pronunciation.

Vocabulary Practice:

Introduce the words "une vache", "une grenouille", "un ami", "la lune", and "une cochon" to students by showing them picture cards of the animals and saying the names of each in French.

Repeat the name on each picture card and have the students repeat after you.

Point to each picture card and invite individual students to say the corresponding French animal word.

Practice:

Snakes and Ladders Game:

Explain the rules of the Snakes and Ladders game to the students. Place the students in pairs.

Distribute the game tokens to each student and guide them to their starting positions on the game board. Have the students take turns rolling the dice and moving their tokens along the board.

When a student lands on a box with a picture, they must say the corresponding French word aloud. Encourage correct pronunciation and provide assistance, if needed. If a student lands on a ladder, they can climb up, and if they land on a snake, they slide down.

Each pair continues playing until one student reaches the final box.

Assessment


Matching Activity:

Distribute the matching worksheets to each student.

Explain the instructions: Students should look at the pictures on the worksheet, cut and glue them beside the matching correct French word.

Model the first item on the worksheet together as a whole class. Point to the picture, say the animal word, and match it with the corresponding word on the right side.

Allow the students to complete the remaining items on the worksheet independently. Circulate around the class to provide assistance and support as needed.



Scan to watch the episode:



This lesson was
brought to you by:

KidoodleLe^{tv}™

Safe Streaming



Start watching for
free on [kidoodle.tv](https://www.kidoodle.tv)

Click to watch now